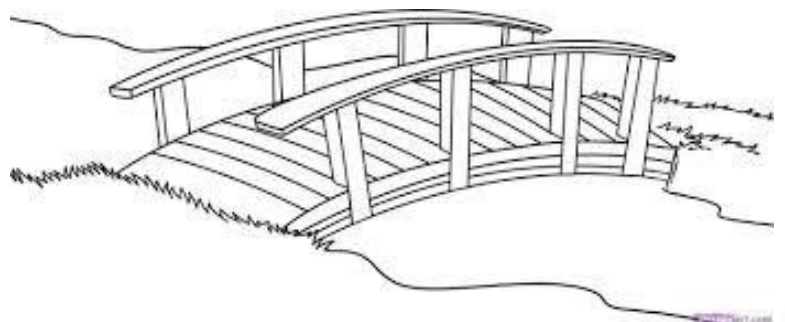




Experiment: Building Bridges (Teacher's Key)

What can you use to build a bridge? So many things. Here are some ideas:

- Popsicle sticks (hot glue, white glue, clay)
 - Coffee stir sticks (elastics, yarn to tie)
 - Straws (tape, clay)
 - Cardboard tubes and cardboard (some glue)
 - Toothpicks (gumdrops, marshmallows)
 - Straws (pipe cleaners)
 - Rolled up newspaper (masking tape)
 - Construction paper (tape, glue stick, double sided tape)
 - Lego
-
- Clamps to help hold it together while the glue dries:
 - Binder clips
 - Zip ties
 - Twist ties
 - Mini clamps



Experiment: Building Bridges

Problem: _____

Materials: _____

Objective:

1. _____
 2. _____
-

First Attempt:

After First Revision:

Experiment: Building Bridges

After Second Revision:

Finished Structure:

Conclusion/Learning:
